




V-Form Glass Thermometers for Machines

according to DIN 16181-16195



measuring
•
monitoring
•
analysing



- Measuring ranges:
-60 ... +40 °C to 0 ... 200 °C
- Accuracy class: 1.0
- Connection: G 1/2 AG, 1/2 NPT
- Bulb:
Brass
- Fill: blue thermometer fluid,
- Option: with plastic casing
light weight and economically priced
- Anodized numbers
- Engraved glass scale



KOBOLD companies worldwide:

ARGENTINA, AUSTRIA, BELGIUM, CANADA, CHILE, CHINA, COLOMBIA,
CZECHIA, FRANCE, GERMANY, GREAT BRITAIN, INDIA, IRAN, INDONESIA,
ITALY, MALAYSIA, MEXICO, NETHERLANDS, PERU, POLAND, SINGAPORE,
SLOVAKIA, SPAIN, SWITZERLAND, THAILAND, USA, VENEZUELA, VIETNAM

KOBOLD Messring GmbH
Nordring 22-24
D-65719 Hofheim/Ts.
☎ +49(0)6192 299-0
Fax +49(0)6192 23398
E-Mail: info.de@kobold.com
Internet: www.kobold.com

Model:
TGL, TGK



Description

Liquid-in-glass thermometers for machines are economical and rugged. The use of high-quality glass enables the thermometer to maintain a steady measuring accuracy and repeatability.

The liquid-in-glass thermometers for machines comprise a rugged protective casing, an indicating capillary and the mounting fitting with rigid connection.

The protective casing is made of brass-coloured anodized aluminium or of reasonably-priced gold-coloured plastic for 150 mm lengths.

Scale numbering is black. The indicating capillary is backed in white with a wide easy-to-read indicating column filled with blue indicator fluid. The graduation is diffused into the glass and is thus resistant to aggressive service environments.

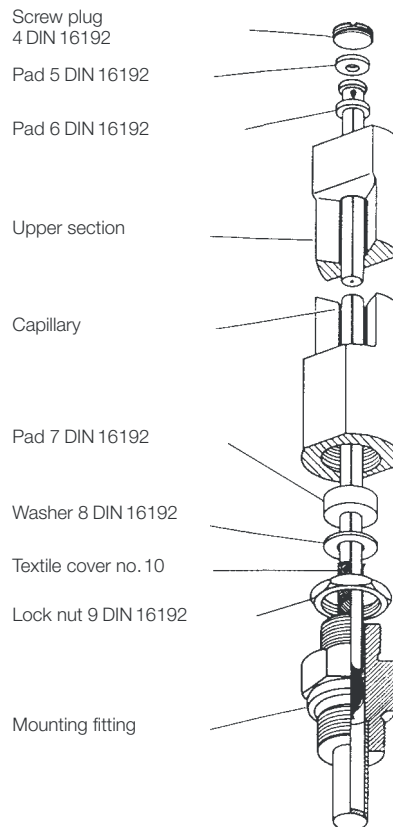
The indicating accuracy is 1 % of full scale value. The capillary is manufactured from PTB approved thermometer glass, N16B or 8409 Supremaxglas.

The mounting fittings are delivered according to DIN form B with G 1/2 or 1/2 NPT external thread. The bulbs are made of solid brass up to a maximum immersion length of 63 mm.

The bulbs are hard soldered for longer immersion lengths.

The standard liquid-in-glass thermometers for machines are available in instrument lengths 200, 150 and 110 mm in straight and in 90° angular form. Other models upon request.

Design



Applications

V-form thermometers for machines are suited to direct temperature measurement on site of liquid media. Areas of application include:

- Air conditioning and refrigeration
- Heating systems and kilns
- Equipment and plant engineering
- Engine manufacturing
- District heating power stations

T2



**Aluminium casing 110 x 36 mm, form B according to DIN 16181
Connection G 1/2 A or 1/2 NPT, straight version**

Model	Measuring range/ scaling	Dial	Immersion length L1	Connection
TGL-1164...	-60...+40/2 °C	..C..= °C ..F..= dual scale °C/°F	..040..= 40 mm	..G= G 1/2 AG ..N= 1/2 NPT
TGL-1135...	-30...+50/2 °C		..050..= 50 mm	
TGL-1106...	0...+60/1 °C		..063..= 63 mm	
TGL-1110...	0...+100/2 °C		..100..= 100 mm	
TGL-1112...	0...+120/2 °C		..160..= 160 mm	
TGL-1116...	0...+160/5 °C			

Important! Minimum order quantity for each item: 5 pieces



Aluminium casing 150 x 36 mm, form B according to DIN 16185
Connection G 1/2 A or 1/2 NPT, straight version

Model	Measuring range/ scaling	Dial	Immersion length L ₁	Connection
TGL-5164...	-60...+40/2 °C	..C..= °C ..F..= dual scale °C/°F	..040..= 40 mm ..050..= 50 mm ..063..= 63 mm ..100..= 100 mm ..160..= 160 mm	..G= G 1/2 AG ..N= 1/2 NPT
TGL-5135...	-30...+50/1 °C			
TGL-5106...	0...+60/1 °C			
TGL-5110...	0...+100/2 °C			
TGL-5112...	0...+120/2 °C			
TGL-5116...	0...+160/2 °C			
TGL-5120...	0...+200/2 °C			



Plastic casing 150 x 36 mm, form B according to DIN 16185
Connection G 1/2 A or 1/2 NPT, straight version

Model	Measuring range/ scaling	Dial	Immersion length L ₁	Connection
TGK-5164...	-60...+40/2 °C	..C..= °C ..F..= dual scale °C/°F	..040..= 40 mm ..050..= 50 mm ..063..= 63 mm ..100..= 100 mm ..160..= 160 mm	..G= G 1/2 AG ..N= 1/2 NPT
TGK-5135...	-30...+50/1 °C			
TGK-5106...	0...+60/1 °C			
TGK-5110...	0...+100/2 °C			
TGK-5112...	0...+120/2 °C			
TGK-5116...	0...+160/2 °C			
TGK-5120...	0...+200/2 °C			



Aluminium casing 150 x 36 mm, form B according to DIN 16186
Connection G 1/2 A or 1/2 NPT, angular version

Model	Measuring range/ scaling	Dial	Immersion length L ₁	Connection
TGL-5264...	-60...+40/2 °C	..C..= °C ..F..= dual scale °C/°F	..040..= 40 mm ..050..= 50 mm ..063..= 63 mm ..100..= 100 mm ..160..= 160 mm	..G= G 1/2 AG ..N= 1/2 NPT
TGL-5235...	-30...+50/1 °C			
TGL-5206...	0...+60/1 °C			
TGL-5210...	0...+100/2 °C			
TGL-5212...	0...+120/2 °C			
TGL-5216...	0...+160/2 °C			
TGL-5220...	0...+200/2 °C			



Plastic casing 150 x 36 mm, form B according to DIN 16186
Connection G 1/2 A or 1/2 NPT, angular version

Model	Measuring range/ scaling	Dial	Immersion length L ₁	Connection
TGK-5264...	-60...+40/2 °C	..C..= °C ..F..= dual scale °C/°F	..040..= 40 mm ..050..= 50 mm ..063..= 63 mm ..100..= 100 mm ..160..= 160 mm	..G= G 1/2 AG ..N= 1/2 NPT
TGK-5235...	-30...+50/1 °C			
TGK-5206...	0...+60/1 °C			
TGK-5210...	0...+100/2 °C			
TGK-5212...	0...+120/2 °C			
TGK-5216...	0...+160/2 °C			
TGK-5220...	0...+200/2 °C			

**Aluminium casing 200 x 36 mm, form B according to DIN 16189
Connection G 1/2 A or 1/2 NPT, straight version**



Model	Measuring range/ scaling	Dial	Immersion length L ₁	Connection
TGL-2164...	-60...+40/1 °C	..C..=°C ..F..=dual scale °C/°F	..040..= 40 mm ..050..= 50 mm ..063..= 63 mm ..100..= 100 mm ..160..= 160 mm	..G=G 1/2 AG ..N=1/2 NPT
TGL-2135...	-30...+50/1 °C			
TGL-2106...	0...+60/1 °C			
TGL-2110...	0...+100/1 °C			
TGL-2112...	0...+120/1 °C			
TGL-2116...	0...+160/2 °C			
TGL-2120...	0...+200/2 °C			

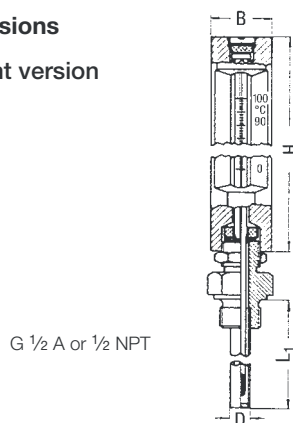
**Aluminium casing 200 x 36 mm, form B according to DIN 16190
Connection G 1/2 A, angular version**



Model	Measuring range/ scaling	Dial	Immersion length L ₁	Connection
TGL-2264...	-60...+40/1 °C	..C..=°C ..F..=dual scale °C/°F	..040..= 40 mm ..050..= 50 mm ..063..= 63 mm ..100..= 100 mm ..160..= 160 mm	..G=G 1/2 AG ..N=1/2 NPT
TGL-2235...	-30...+50/1 °C			
TGL-2206...	0...+60/1 °C			
TGL-2210...	0...+100/1 °C			
TGL-2212...	0...+120/1 °C			
TGL-2216...	0...+160/2 °C			
TGL-2220...	0...+200/2 °C			

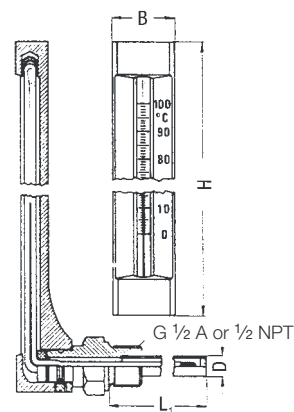
Dimensions

Straight version



G 1/2 A or 1/2 NPT

Angular version



G 1/2 A or 1/2 NPT

Model	H [mm]	B [mm]	L ₁ [mm]	D [mm]
TGL-11...	110	30	40, 50, 63, 100, 160	10
TGK-51/TGL-51..	150	36	40, 50, 63, 100, 160	10
TGL-21...	200	36	40, 50, 63, 100, 160	10

Model	H [mm]	B [mm]	L ₁ [mm]	D [mm]
TGK-52/TGL-52..	150	36	40, 50, 63, 100, 160	10
TGL-22...	200	36	40, 50, 63, 100, 160	10