



- Measuring range:
0-0.5 to 4 CU (concentration unit)
- Measurement accuracy: $\pm 2\%$ f.s.d.
- p_{\max} : 16 bar
 t_{\max} : 100 °C (short-time 120 °C)
- Different connections and nominal sizes
- Material: stainless steel 1.4571
- Analogue output: 4 - 20 mA
- 3 alarm contacts
- Good product quality



KOBOLD offices exist in the following countries:

**ARGENTINA, AUSTRIA, BELGIUM, BRAZIL, CANADA,
 CHINA, COLOMBIA, FRANCE, GREAT BRITAIN, NETHERLANDS,
 POLAND, SWITZERLAND, USA, VENEZUELA**

KOBOLD Messring GmbH
 Nordring 22-24
 D-65719 Hofheim/Ts.
 ☎ (061 92) 299-0
 Fax (061 92) 233 98
 E-mail: info.de@kobold.com
 Internet: www.kobold.com

Model:
 ATA-K



Description of turbidity sensor:

The high precision KOBOLD single-beam turbidity sensor ATA-K measures the degradation of light (in the near infrared range, NIR) passing through the process medium. The sensor has been manufactured from stainless steel and designed for fitting in the process piping. The process medium is penetrated by a suitably focussed, constant beam of light. The intensity of the incoming light is measured by a silicon photodiode and routed to the transmitter as a photoelectric current. The changes of intensity in this light, caused by absorption and/or scattering by substances (dissolved and undissolved) in the medium, is measured and outputted by the transmitter. Concentration can thus be measured in the ppm range as well as in the % range.

Application Examples:

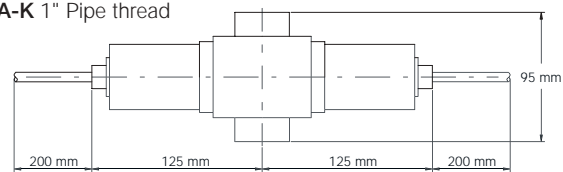
- Oil in water
- Separator control
- Solids concentration
- Filter aids
- Product identification
- Quality control
- Lime milk
- Polymerisation
- Gas bubbles
- Yeast cell count/dosing
- Phase separation
 - Milk/water
 - Water/milk
 - Water/suspension
 - Water/emulsion
 - Water/milk products
 - Beer/yeast
 - Filter backdating
 - Water/rinsing water

Technical Details:

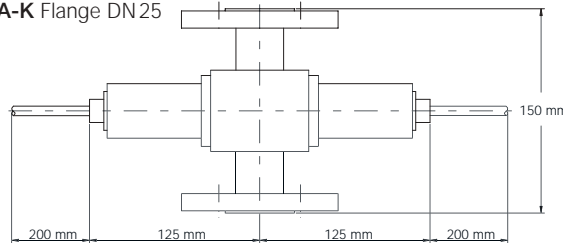
Principle of measurement: absorption principle
 Measuring range: 0-0.5 to 4 CU (concentration unit)
 Measurement accuracy: ± 2% of set upper range value
 Process temperature: 0-100 °C (short-time 120 °C)
 Ambient temperature: 0-40 °C
 Process pressure: 10 mbar to 16 bar
 Material: 1.4571/316 Ti, optional TFMC (PTFE/coal compound)
 Seals: silicone/FPM/EPDM/Kalrez®
 Window: borosilicate glass, sapphire optional
 OPL (optical path length): 5-40 mm
 Process connections: DIN /ANSI flange/NPT/pipe thread/dairy thread (other connections upon request)
 Nominal sizes: DN 25, DN 50, 1", 2"
 Light source: approx. 3-5 years service life
 Wavelength: NIR, 730-970 nm
 Protection type: IP 65 (optics case V4A)
 Certification: CE, GS
 Weight:
 pipe thread, NPT screw thread, dairy thread DN 25: approximately 2.8 kg
 dairy thread DN 50: approximately 3.7 kg
 1" ANSI flange, DIN flange DN 25: approximately 4.8 kg
 2" ANSI flange, DIN flange DN 50: approximately 8.1 kg

Dimensions:

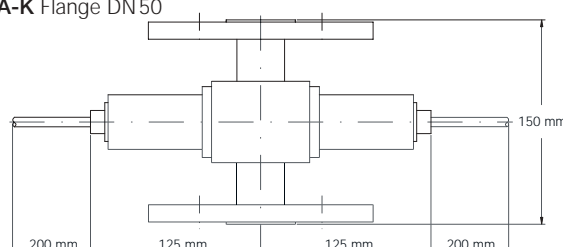
ATA-K 1" Pipe thread



ATA-K Flange DN 25



ATA-K Flange DN 50





Operation and function of transmitter:

The change in light intensity is determined in the KOBOLD transmitter ATT-K from the photoelectric current and a measuring signal proportional to the concentration in the process medium is obtained after. Two independently adjustable switch points as well as an analogue output are available for alarm signalling, or control and regulating. An additional relay output (FAIL-SAFE) signals lamp/system failures.

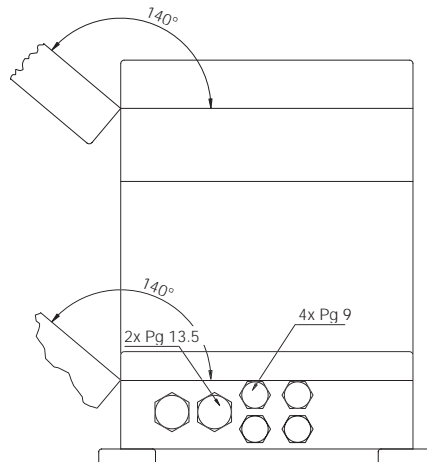
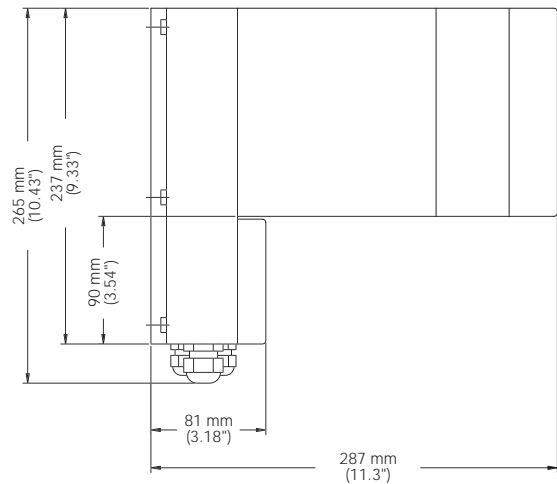
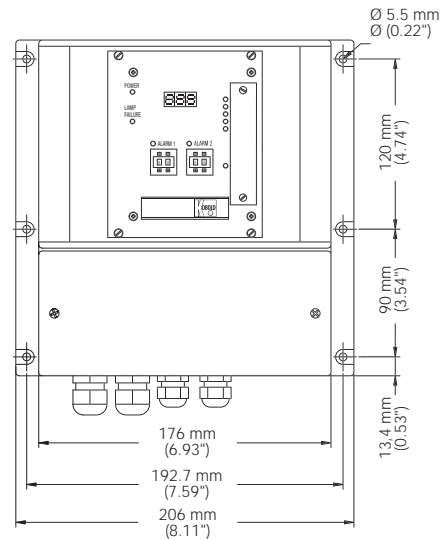
Basic system calibration is carried out in concentration units (CU). The unit CU is defined as the negative decadic logarithm of the change in light intensity. This means: an increase in measured value of 1 CU corresponds to a 90% degradation of the light beam.

Technical Details:

- Measuring ranges: 0-0.5 to 4 CU (= ca. 30% TS)
0-100 to 5000 EBC
- Accuracy: < 1% f. s. d.
- Response time (T90): 1 second
- Ambient temperature: 0-50 °C
- Panel housing: HxWxD: 128.4 x 106.3 x 190 mm
19" 3HE, 21 TE (panel mounting)
cut-out: 106 x 116 mm
- Read-out display: digital, 3-position
- Alarms: 2 (floating changeover contacts)
- Alarm setting: in 1% steps of the measuring range
- FAIL-SAFE: floating changeover contact
- Cable length: max. 100 m
- Output: 4 - 20 mA (isolated)
- Load: max. 500 Ω
- Power supply: 115/230 V_{AC}, 24 V_{AC}/V_{DC},
47...64 Hz
- Power consumption: 30 VA
- Protection type: panel housing IP 40
field housing IP 66
- Certification: CE, GS
- Weight: approximately 2 kg
with field housing 4.1 kg


Dimensions:

ATT-K field housing



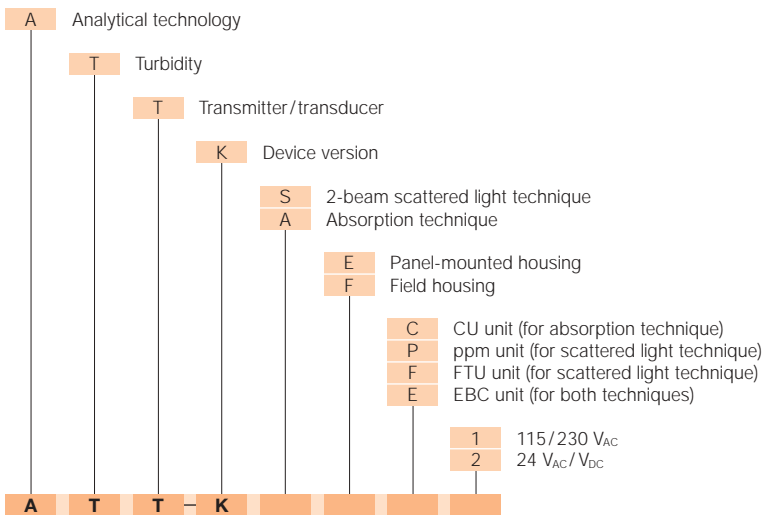


Type code Turbidity sensor ATA-K



A complete turbidity measurement system comprises of turbidity sensor, transmitter and cable.

Type code transmitter ATT-K



Type code cable ATK-K

